Battery Grip

Instruction Manual

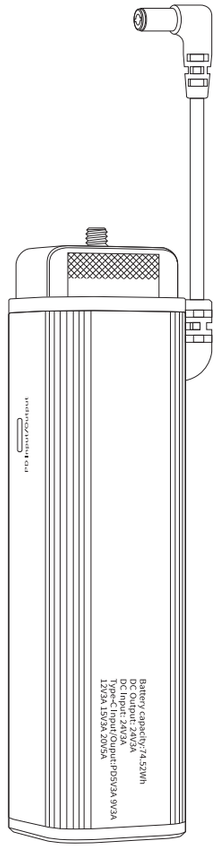

English

Warning

1.Please keep dry, do not touch the product with wet hands, and do not immerse the product in water or expose it to rain.
2.This product is not waterproof, please pay attention to waterproof in rainy days and humid environment.
3.Please place it out of the reach of children.
4.Do not disassemble, hit, squeeze or put into fire.
5.Do not use in flammable gas, violation of this warning may cause an explosion or fire.
6.Do not use in a high temperature environ ment or in a closed space under direct sunlight.
7.Use the dedicated power adapter for charging and follow the operating instructions correctly and within the specified voltage and temperature range.
8.Disconnect the power cord when not in use.

Product Specification

1. Product Name: Battery Grip
2. Body material: Aluminum alloy
3. Charging time:
   12V: charging time about 4 hours
   15V: Charging time about 2 hours
   20V: Charging time about 1.6 hours
4. DC charging (24V 3A): charging time about 1.4 hours
5. DC output power supply port: 24V/3A
6. DC input charging port: DC12-24V
7. USB-C: PD input/output port, PD5V3A 9V3A 12V3A 15V3A 20V5A
8. Battery capacity: 74.52Wh
9. Fixed port: 1/4'' thread screw

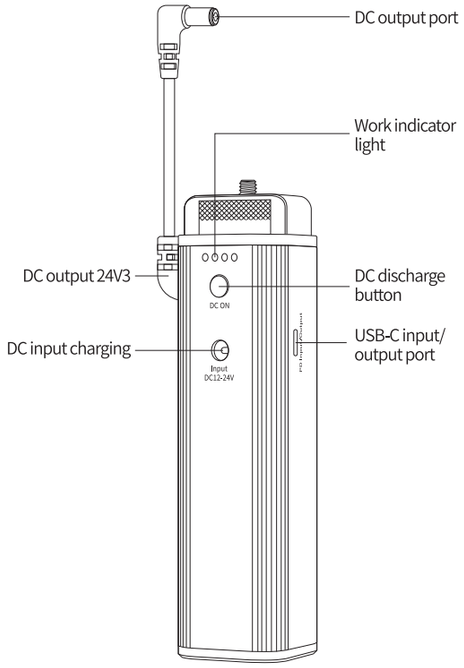

Operation Matters

1. DC discharge button, when using the DC port of this product to discharge, you need to press this button, and at the same time, the indicator light is on; at this time, if you need to switch to USB-C output, you need to wait for the indicator light to go out (about 30 seconds), that is, switch to USB-C output.
2. working indicator light, when charging, the latter indicator light flashes, when fully charged, 4 indicator lights are always on; close to no power when the first indicator light flashes. The first indicator light blinks when it is close to no power.
3. The DC port and USB-C do not support simultaneous discharge or simultaneous charging, which is automatically recognized by the chip.
4. Doesn't support charging and discharging at the same time, when plugging in the product DC charging, the discharging port stops output; when the DC port outputs, the USB-C stops output.

Warranty Card

User information	Product name, mode:	
	User name	
	Phone number:	
	Address:	
	Purchase date:	

Seller's information:	Name:	
	Address:	
	Phone number:	
	Sell date	
	Seller stamp and confirm	

Warranty service terms

1. This product is guaranteed for one year
2. Warranty is calculated from the date of first purchase of the product. The purchase date is based on the date of registration of the warranty card when the product is purchased.
3. When a quality problem requires a warranty, return the warranty card, purchase document, and product to your dealer or factory repair service.

Not applicable warranty

1. Product or component exceeds warranty.
2. Cannot provide warranty card or valid certificate for purchase.
3. Damage or broken caused by failure to use the instructions.
4. Broken or damage caused by improper handling, dropping, shipping.
5. Malfunction or damage caused by contact with or exposure to improper temperature, solvents, acids, bases, flooding, or moisture .
6. Malfunction and ddamage caused by repairs, disassembles, changes by users.
7. Malfunction or damage due to force or accident.
8. Malfunction or damage caused by other non-quality problems.
9. Malfunction and damage caused by using a power source other than the specified one, voltage .

During the use of the product, the appearance of scratching, discoloration, wear, and consumption is not a fault within the scope of the warranty; the damage or economic loss caused by improper use has nothing to do with the company.

RoHS FC CE PSE

Made in China

电源手柄

说明书

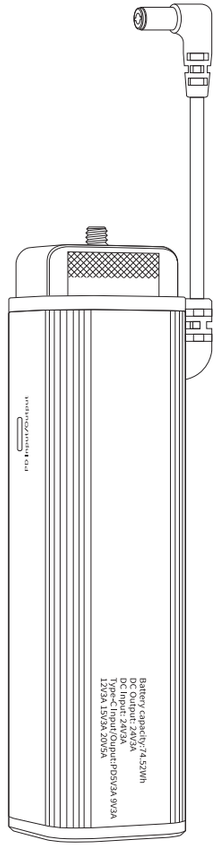

简体

■ 警告

1. 请保持干燥，勿湿手接触本产品，亦不可将产品浸入水中或暴露雨中。
2. 本产品不能防水，在雨天及潮湿环境下请注意防水。
3. 请放置儿童接触不到的地方。
4. 禁止拆卸、撞击、挤压或投入火中。
5. 请勿在易燃气体中使用，违反此警告可能引起爆炸或火灾。
6. 请勿在高温环境或太阳直射下的封闭空间使用。
7. 请使用专用的电源适配器进行充电，并且正确按照操作说明，在规定的电压、温度范围内使用。
8. 不使用时，应拔出电源线。

■ 产品规格

1. 产品名称：电源手柄
2. 机身材质：铝合金
3. 充电时间：12V：充电时间约：4小时
   15V：充电时间约2小时
   20V：充电时间约1.6小时
4. DC充电（24V 3A）：充电时间约1.4小时
5. DC输出供电口：24V/3A
6. DC输入充电口：DC12-24V
7. USB-C：PD输入/输出口，PD5V3A 9V3A 12V3A 15V3A 20V5A

8. 电池容量：74.52Wh
9. 固定口：1/4

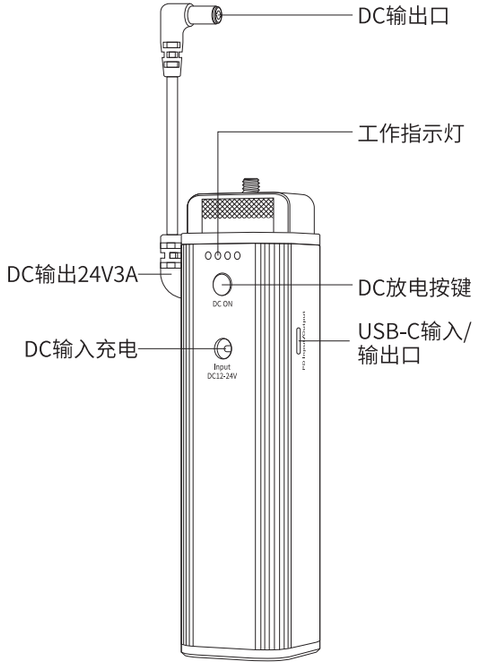

■ 操作事项

1. DC放电按键，使用本产品DC口放电时，需要按下此按键，同时指示灯亮起；此时如果需要切换为USB-C输出，需要等待指示灯熄灭（约30秒），即转为USB-C输出。
2. 工作指示灯，充电时后一个指示灯闪烁，满电时4个指示灯常亮；接近无电时第一个指示灯闪烁。
3. DC口和USB-C不支持同时放电，也不支持同时充电，芯片自动识别。
4. 不支持边充电边放电，当插入产品DC充电时，放电口停止输出；当DC口输出时，USB-C停止输出。

■ 保修卡

用户信息	产品名称(型号)	
	用户姓名	
	联系电话	
	通信地址	
	购买日期	

销售商信息	名称	
	地址	
	电话	
	销售日期	
	销售商盖章确认	

保修服务条款：

1. 本产品保修一年。
2. 保修自产品首次购买日起算，购买日期以购买产品时保修卡登记日期为准。
3. 出现质量问题需要保修时，请将此保修卡购买单据和产品一起寄回经销商或工厂维修服务。

不适用的保修情况：

1. 产品或部件超过保修期。
2. 不能提供保修卡或购买的有效凭证。
3. 未按说明书使用造成的故障或损坏。
4. 不当的搬运、跌落、运送造成的故障或损坏。
5. 接触或暴露于不适当的温度、溶剂、酸碱、水浸或潮湿环境造成的故障或损坏。
6. 使用者擅自修理、拆卸、更改造成的故障或损坏。
7. 因不可抗力或意外造成的故障或损坏。
8. 其他非质量问题导致的故障或损坏。
9. 使用指定以外的电源、电压造成的故障或损坏。

产品在使用过程中出现外观刮花、脱色、磨损、消耗，不是保修的范围内的故障；由于不当使用造成的损坏或经济损失与公司无关。

RoHS FC CE PS

Made in China