UC-PD3

3ch USB Power Delivery Charger

Instruction Manual

PD

Thank you for purchasing the UC-PD3. This UC-PD3 is the charger which supports USB PD (Power Delivery) function. We strongly recommend reading this Instruction Manual on how to best use the UC-PD3. Please keep this manual for your reference. If you have any additional questions, please contact your local IDX office listed at the end of this manual.

⚠ WARNING

May cause sudden serious injury and death

- Do not connect to an AC power source that exceeds the voltage specification stated on the unit.
- Use only with the compatible batteries listed in this manual.
- Do not short the contact pins with any metal object.
- Do not carry or store with metal equipment.
- Do not immerse in water.
- Do not attempt to open the outer casing or break apart.
- Keep away from extreme physical impact or pressure, or place any object across the terminals that could cause it to short.
- Do not attempt to use if damaged.
- Protect the power cord from any damage.
- Do not use the charger which has damages on the cable and connector is deformed.

⚠ CAUTION

May cause sudden serious injury and death

- Use the approved power cord / appliance connector / plug conforming to the proper ratings (voltage, ampere) and safety regulations of each country if applicable.
- Keep the unit away form excessively dry hot or humid environments.
- Stop charging immediately if the charging does not complete within the designated time.
- In case of abnormal smell , leak , color change or case deformity during use, turn the power off and unplug the cable from the socket to avoid possible injury.
- Do not carry the charger while the battery is attached.
- Do not charge the battery while the battery is used with equipments.
- Do not charge the battery while the battery is charged from other charger.

Features

- IDX Lithium-ion batteries equipped with USB PD can be charged.
- Equipped with three USB-C ports, supporting USB PD standards up to 100W single port and up to 65W dual port and up to 45W triple port. The output voltage is automatically switched by connecting the battery. The maximum output when charging the battery depends on the USB PD input specifications on the battery side.
- Equipped with one USB-A ports, it can supply up to 22.5W. It can be used for portable devices powered by USB.
- AC plug can be folded and stored.
- POWER LED lights when connecting the AC plug to the outlet.

Specifications

- Recommended batteries : IDX Lithium Ion batteries equipped with USB PD
- Input voltage : AC100V～240V 50 / 60Hz
- Output voltage :
  USB-C1/2 port : DC5V/3A, DC9V/3A, DC12V/3A, DC15V/3A, DC20V/5A (MAX100W)
  USB-C3 port : DC5V/3A, DC9V/2.22A, DC12V/1.67A (MAX20W)
  USB A port : DC4.5V/5A, DC5V/4.5A, DC9V/2A, DC12V/1.5A (MAX22.5W)
- DC Connector : USB Type-C 3port / USB Type-A 1port
- Operating temperature : 0 ～ 25˚C / 32 ～ 77˚F
- Operating humidity : 20% ～ 80% RH
- Protection circuit : Over-voltage, Over-current, Short circuit
- Dimensions：approx. 65 (W) × 65 (H) × 32.4 (D) mm
  approx. 2.56 (W) × 2.56 (H) × 1.28 (D) inches
  The attached USB Type-C cable 5A length : approx. 1.5m approx. 59inches
- Weight : approx. 210g / 0.46lbs
- Charge time standard : For the latest charging time information, please visit our website (https://idxtek.com/pages/charging-times)

Operating Instructions

1. Connect the AC plug to the outlet.
   ⚠ Waring : Use in a flat surface only.
   * The shape of the AC plugs varies by region

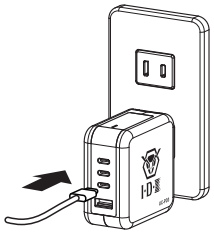

2. Connect the supplied USB Type-C cable into the USB-C port on the charger and the USB-C port on the IDX battery to start charging.
   Confirm the IDX battery LED indicator is lit up when charging.

3. Remove the connector after charging.

Location and Function of Parts

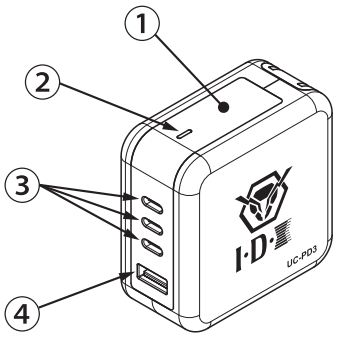

① Body
② Power LED
③ USB-C connector ×3
④ USB-A connector ×1
⑤ AC plug

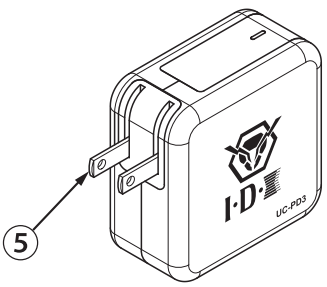

Charging power specification on 4 ports (The power in the figure shows the maximum value)

●Single port use

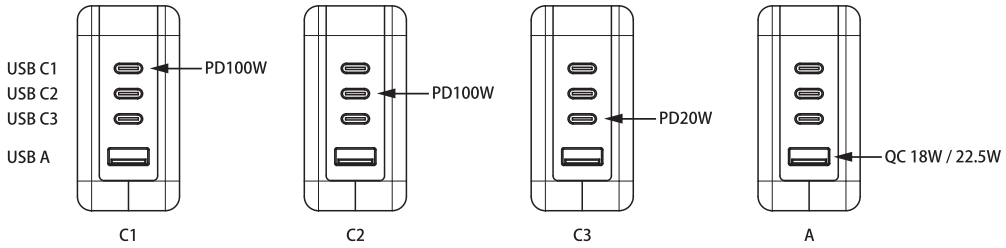

●Dual port use

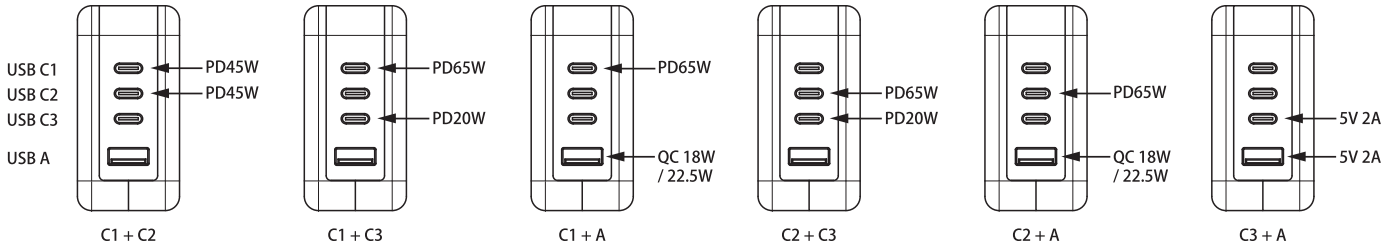

●Three port use

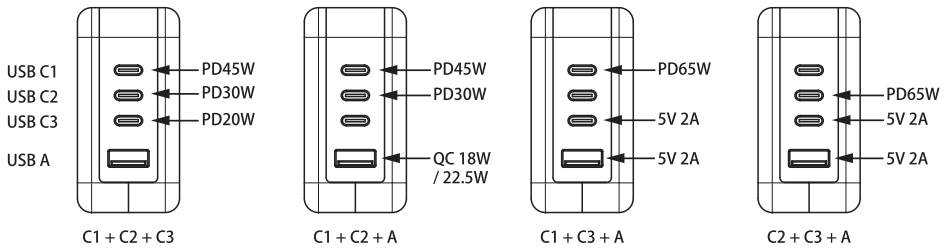

●Four port use

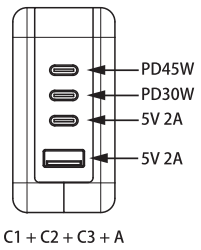

*1 Using single port (C1or C2) : PD max.100W
*2 Using dual ports (C1+C2) : PD45W + PD45W
*3 Using port C3 + Port A : Both output voltages are 5V and share a current of 4A.
*4 See the diagram above for details on other output power settings.

⚠ Caution

- When using this product, the surface of the main body may become hot. This product is designed for indoor use. Use within the recommended room temperature. Expected to be hot when charging two IDX batteries with the USB-C port.
- This product is designed to dispense heat from the casing. Use on a flat surface well ventilated.
- This product meets the applicable safety standards. It can be used without problems even if the charger becomes hot.
- Charging with USB Power Delivery requires to connect the equipment which supports USB Power Delivery.
- The output voltage is switched automatically when connecting the battery.
- Depending on the condition of the connected battery it may not be charged with the maximum power, this is not a malfunction.
- Please use the USB Type-C cable included. It is compatible with the USB PD standard and can be charged up to 100W (Single charging).
- When charging with a USB Type-A port at a maximum output of 22.5W. Please use a cable appropriate for this power level.
- Please insert the USB-C connector firmly. Charging starts automatically once plugged in.
- Please check the charging status by pressing LED check button on the connected battery.
- Some devices may not be charged, depending on the specifications and performance of the device.

Compensation for recorded content

- Recorded content cannot be compensated for if recording or playback is disabled due to a malfunction of the battery pack or other devices.

Online Manual

* Design and specifications are subject to change without notice.
* USB Type-C® and USB-C® are trademarks or registered trademark of USB Implementers Forum companies.

Manufacturer : **IDX Company, Ltd.** 6-28-11 Shukugawara, Tama-ku, Kawasaki-shi, Kanagawa-ken, 214-0021 Japan
Tel : +81-44-850-8801 Fax : +81-44-850-8838 URL : https://www.idx.tv/ E-mail : idx.japan@idx.tv
Importer for UK : **IDX Technology Europe, Ltd.** 391 Edinburgh Avenue Slough Trading Estate Slough, Berkshire SL1 4UF England
Tel : +44-1753-547692 Fax : +44-1753-546660 URL : https://www.idx-europe.co.uk/ E-mail : idx.europe@idx.tv
Importer for EU : **IDX Technology Europe, Ltd. [German Branch]** Johannishohe 19 Kottgeisering 82288, Germany
Tel : +49-171-8632-661 URL : https://www.idx-europe.co.uk/ E-mail : idx.germany@idx.tv
Importer for USA : **IDX System Technology, Inc.** 2377 Crenshaw Blvd, Suite 154, Torrance CA 90501 USA
Tel : +1-310-328-2850 Fax : +1-310-328-8202 URL : https://www.idxtek.com/ E-mail : idx.usa@idx.tv

202403
C3MK240024-1