MI-8670

Mount-It! Media Stand – 4 Shelves



VISIT MOUNT-IT.COM FOR PRODUCT REGISTRATION AND WARRANTY INFORMATION.

CONTACT US AT SUPPORT@MOUNT-IT.COM FOR SUPPORT AND QUESTIONS.

Important Note:

*Place all parts on a clean and smooth surface such as a rug or carpet to avoid the parts from being scratched.

*Kindly follow the assembly instruction step by step.

*Don't tighten all screws until the table is fully set-up.

Parts list

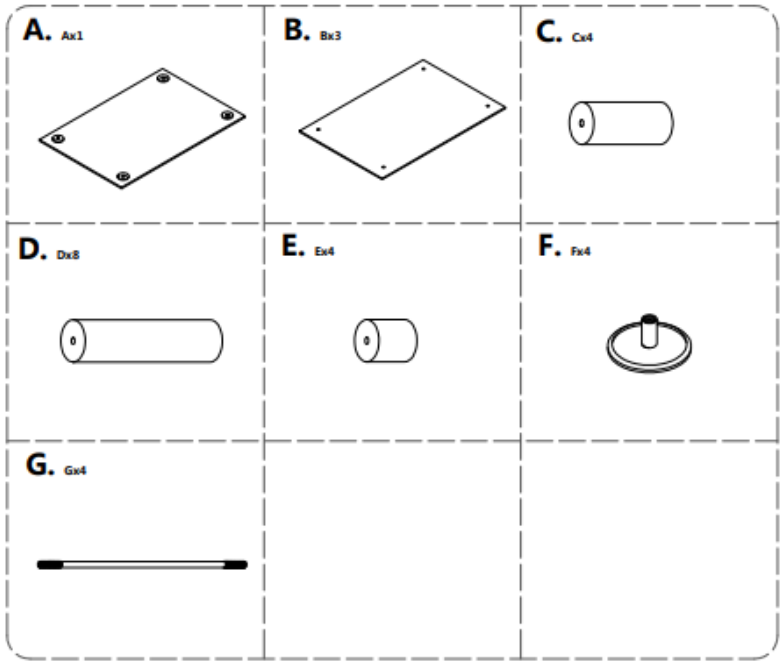

1

A x1

G x4

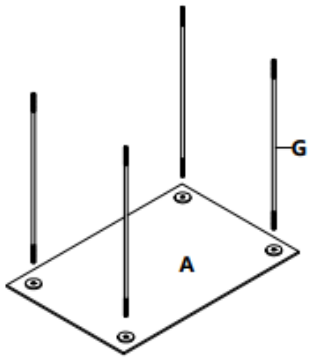

2

C x4

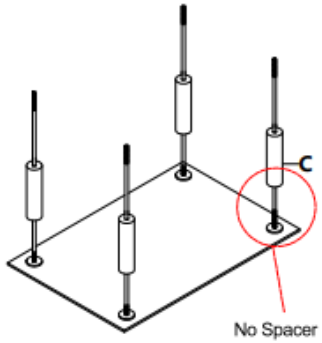

3

B x1

D x4

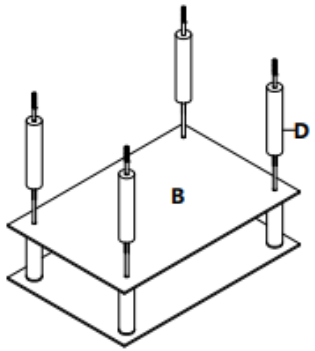

Make sure Part B the matt surface face upward during assembling.

4

B x1

D x4

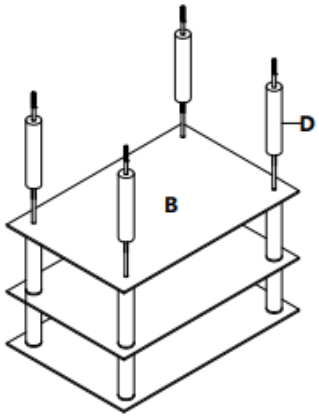

5

B x1

E x4

F x4

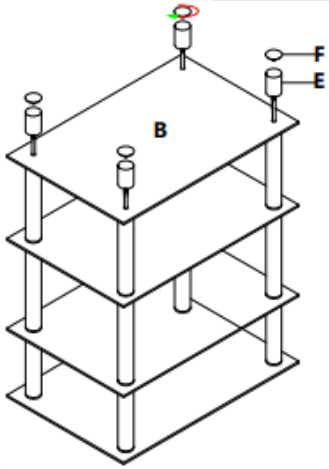

6

Turn Over

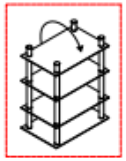



Clearance between the shelves can be customized to suit equipment height requirements.

Option 1

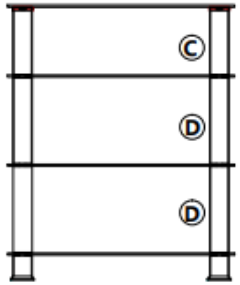

Option 2

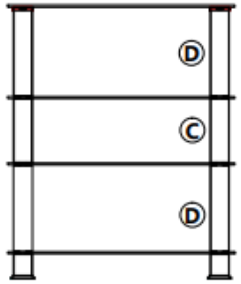

Option 3

