50mm f1.2 产品手册

TTArtisan

01

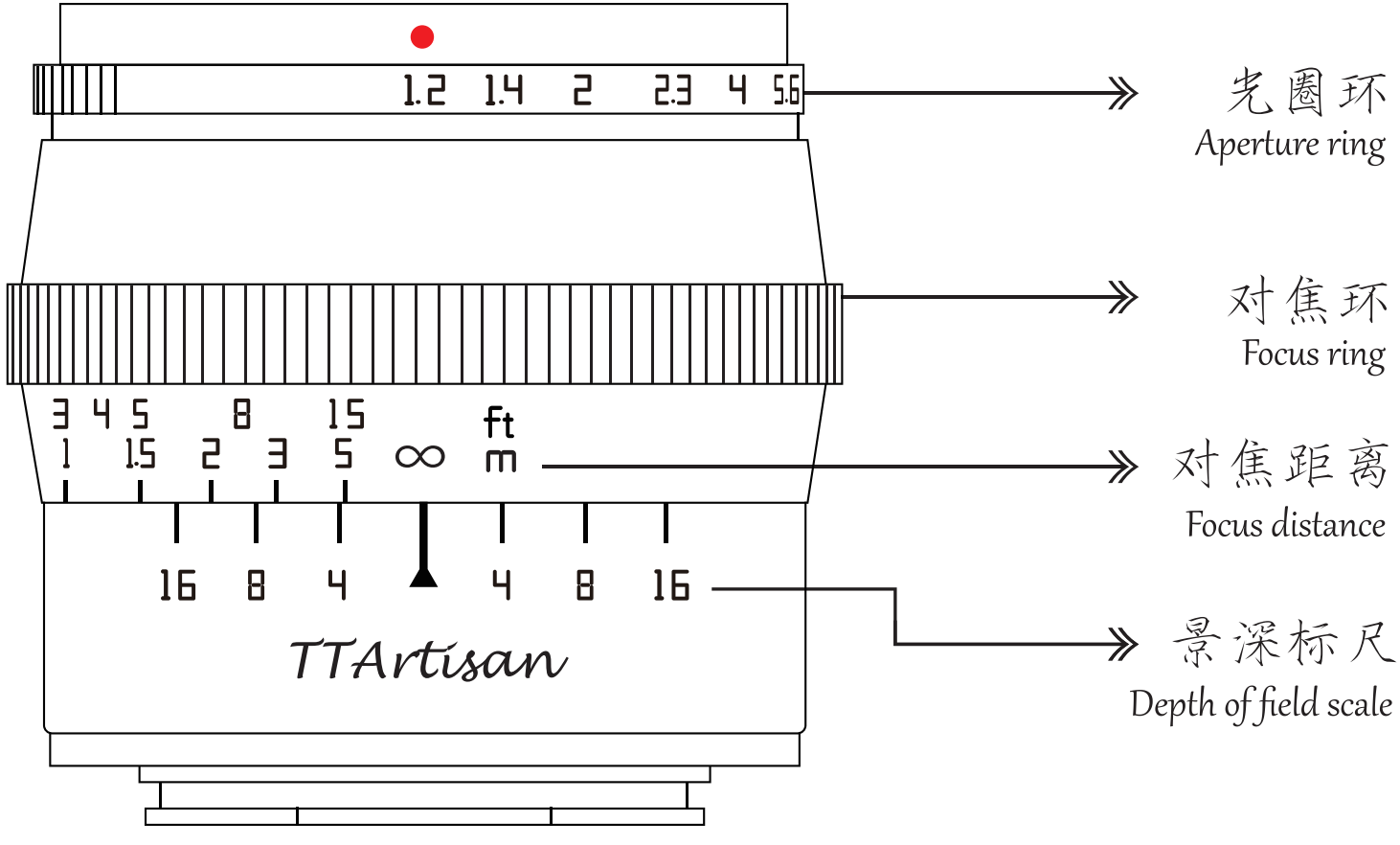
1.2 1.4 2 2.3 4 5.6
3 4 5 8 15 ft
1 1.5 2 3 5 ∞ m
16 8 4 4 8 16
TTArtisan
光圈环
Aperture ring
对焦环
Focus ring
对焦距离
Focus distance
景深标尺
Depth of field scale

镜头参数 lens specification

焦段： 50mm
Focal length: 50mm

最大光圈： F1.2
Maximum aperture: F1.2

最小光圈 ： F16
Minimum aperture: F16

画幅： APS-C
Frame: APS-C

对焦方式： 手动
Focus method: manual

卡口：E、EOS-M、X、Z、M43、L
Lens mount: E\EOS-M\X\Z\M43\L

滤镜尺寸： 52mm
Filter size: 52mm

最近对焦距离： 0.5m
Closest focusing distance: 0.5m

视角： 32度
Angle of view: 32°

光圈叶片： 10片
Diaphragm Blades： 10pcs

光学结构： 5组7片
Optical Design: 7 Elements in 5 Groups

重量： 336g(约)
Weight: around: 336g

安装镜头 Install the lens

把镜头卡口上的圆点对准相机上的圆点，然后顺时针转动镜头，听到“嗒”的声音代表镜头已安装到位（安装镜头时请勿按相机上的镜头释放按钮）。

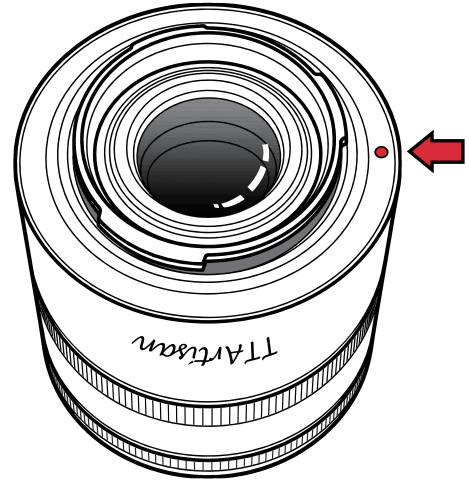

Align the dots on the lens mount with the dots on the camera, and then turn the lens clockwise. When you hear a "click" sound, it means that the lens is in place (do not press the lens release button on the camera when installing the lens).

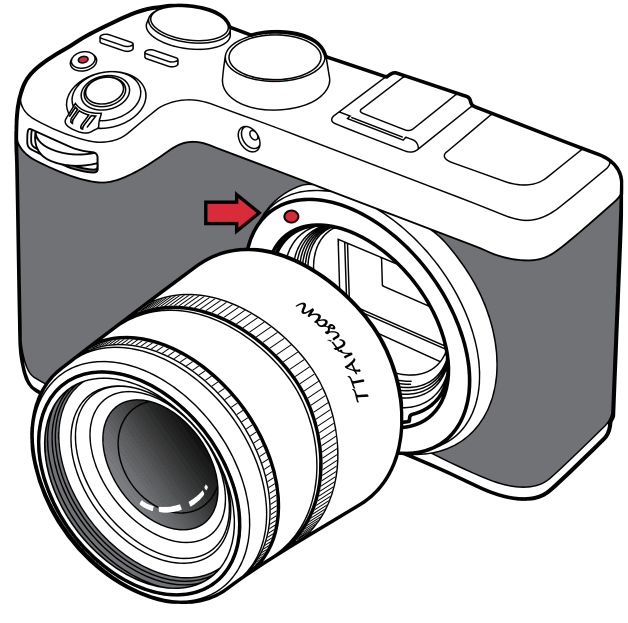

卸载镜头 Uninstall the lens

按下相机镜头释放的按钮，然后逆时针转动镜头即可取出。

Press the release button, and then turn the lens counterclockwise to remove it.

富士

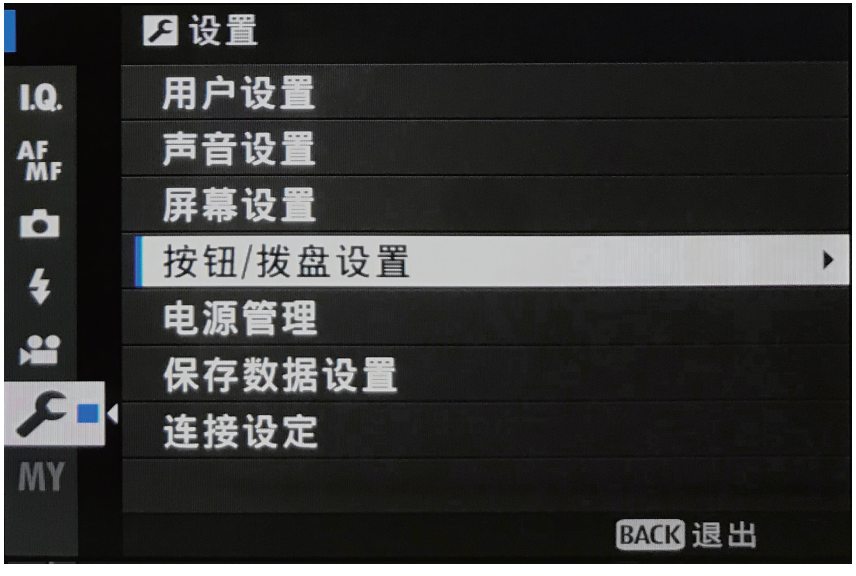
设置
用户设置
声音设置
屏幕设置
按钮/拨盘设置
电源管理
保存数据设置
连接设定
BACK 退出


按钮/拨盘设置 2/3
快门 AF
快门 AE
无镜头拍摄 开
无卡拍摄 ON
对焦环
对焦环操作 非线性
AE/AF-LOCK设定 按下
曝光补偿按钮设置 按下
BACK 退出

Fujifilm

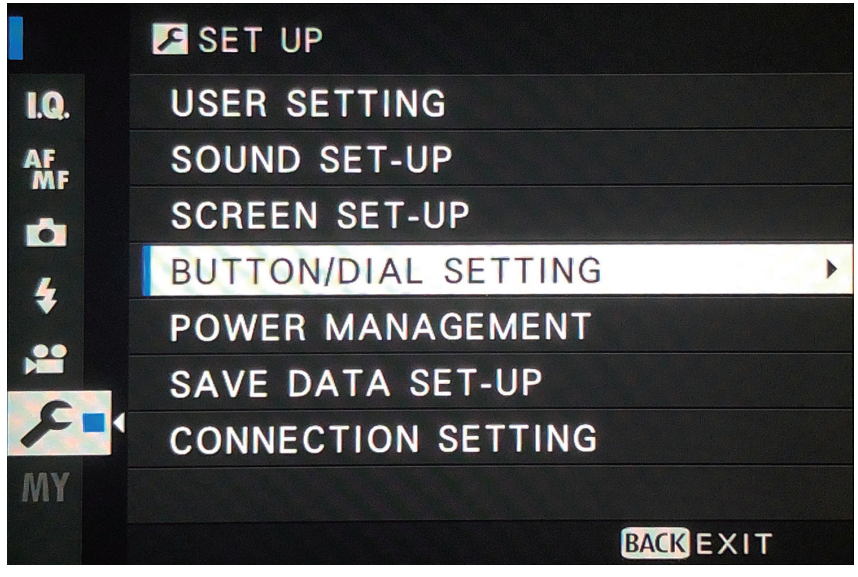
SET UP
USER SETTING
SOUND SET-UP
SCREEN SET-UP
BUTTON/DIAL SETTING
POWER MANAGEMENT
SAVE DATA SET-UP
CONNECTION SETTING
BACK EXIT

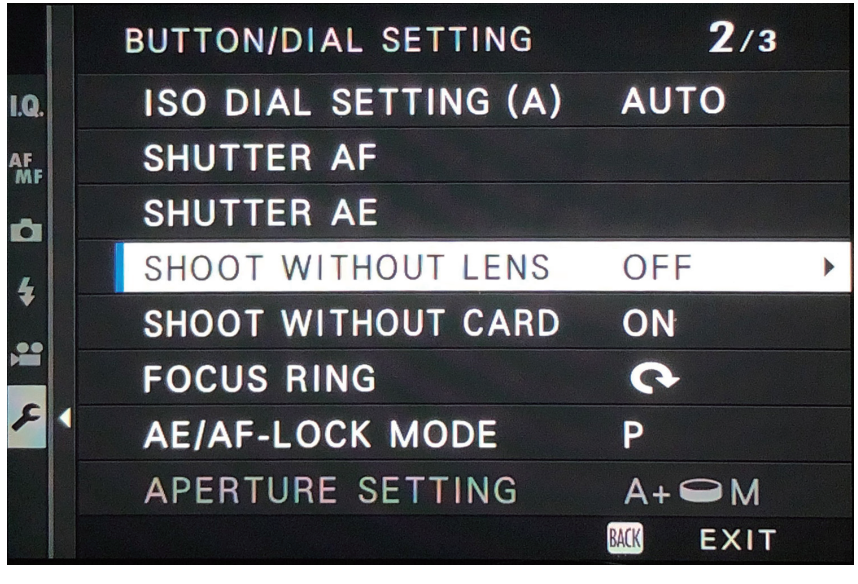
BUTTON/DIAL SETTING 2/3
ISO DIAL SETTING (A) AUTO
SHUTTER AF
SHUTTER AE
SHOOT WITHOUT LENS OFF
SHOOT WITHOUT CARD ON
FOCUS RING
AE/AF-LOCK MODE P
APERTURE SETTING A+ M
BACK EXIT

索尼



松下

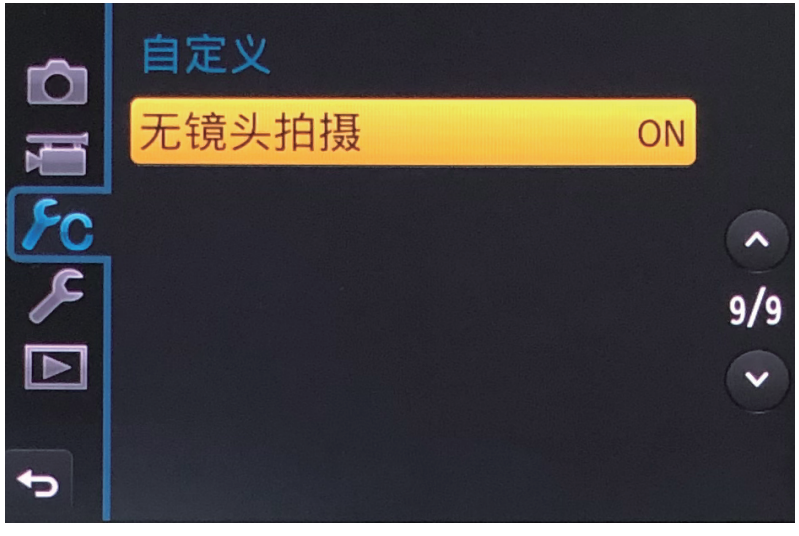

Sony

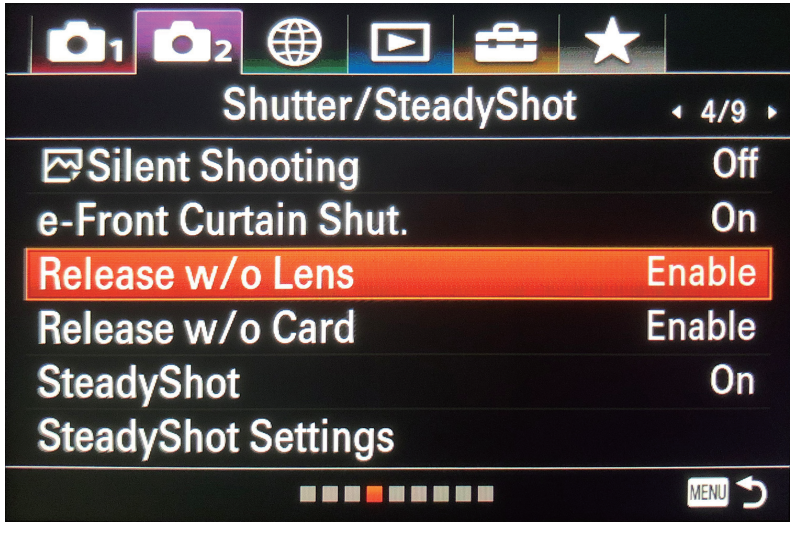

Panasonic

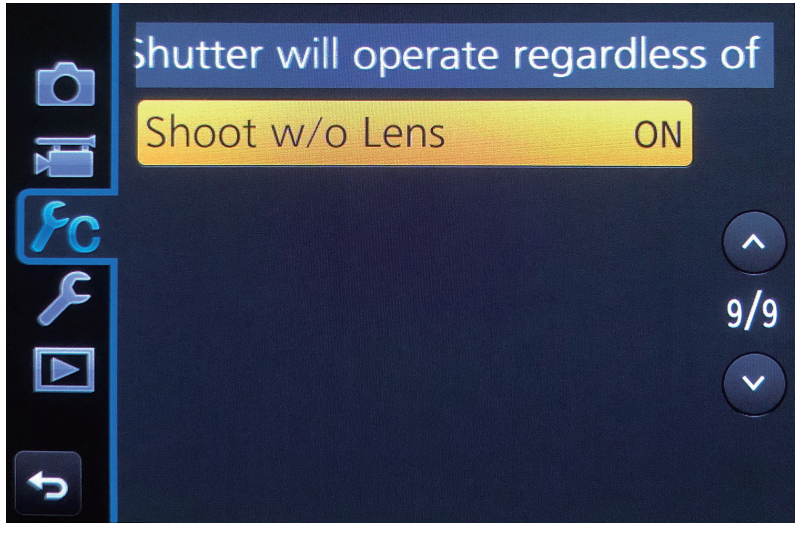

佳能

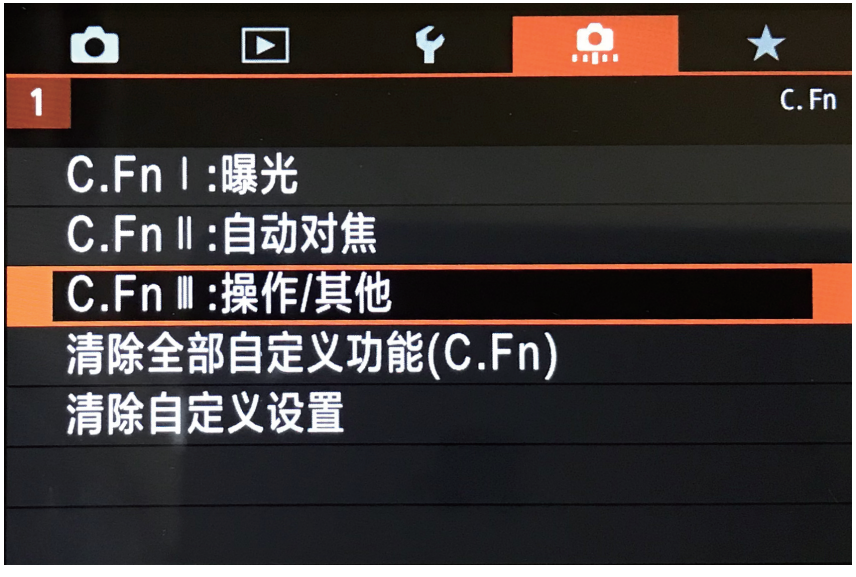
1
C. Fn
C.Fn Ⅰ:曝光
C.Fn Ⅱ:自动对焦
C.Fn Ⅲ:操作/其他
清除全部自定义功能(C.Fn)
清除自定义设置

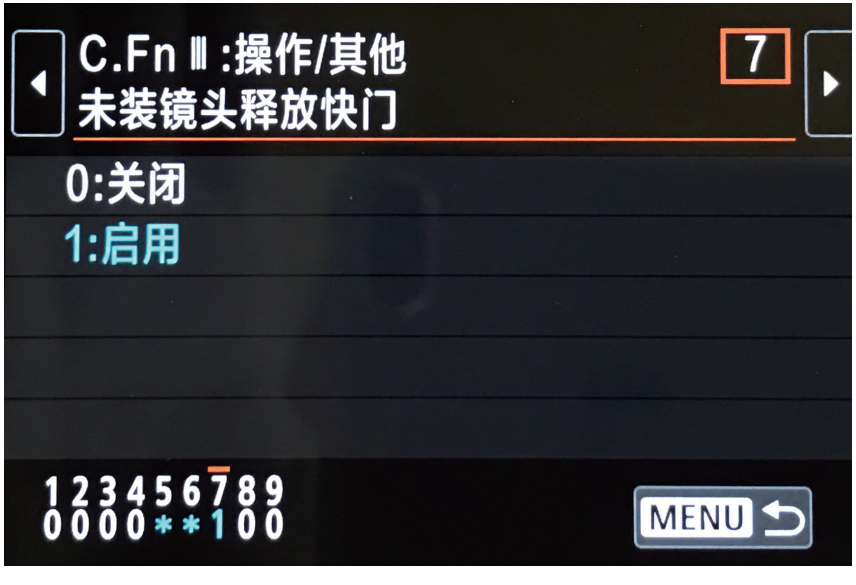
C.Fn Ⅲ:操作/其他
7
未装镜头释放快门
0:关闭
1:启用
MENU

Canon

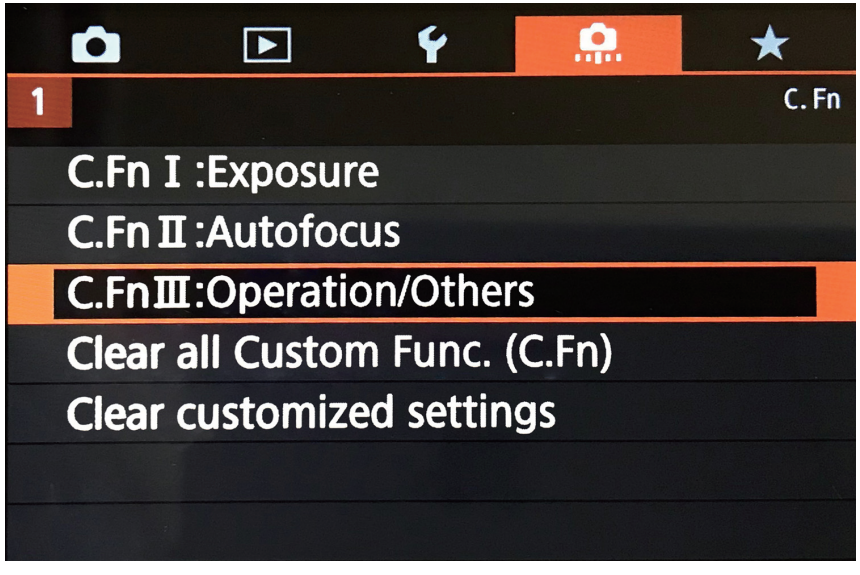
1
C. Fn
C.Fn Ⅰ:Exposure
C.Fn Ⅱ:Autofocus
C.FnⅢ:Operation/Others
Clear all Custom Func. (C.Fn)
Clear customized settings

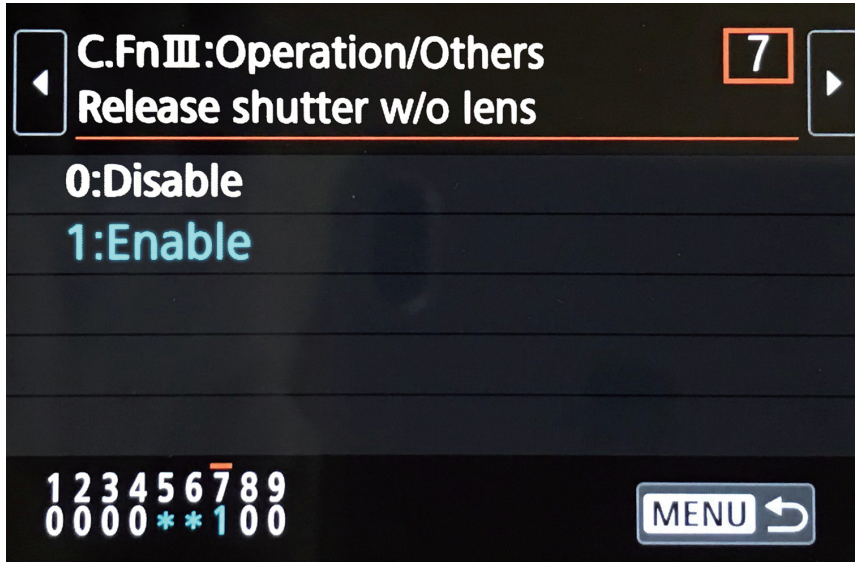
C.FnⅢ:Operation/Others
7
Release shutter w/o lens
0:Disable
1:Enable
MENU

07

光学结构图
Optical design

MTF

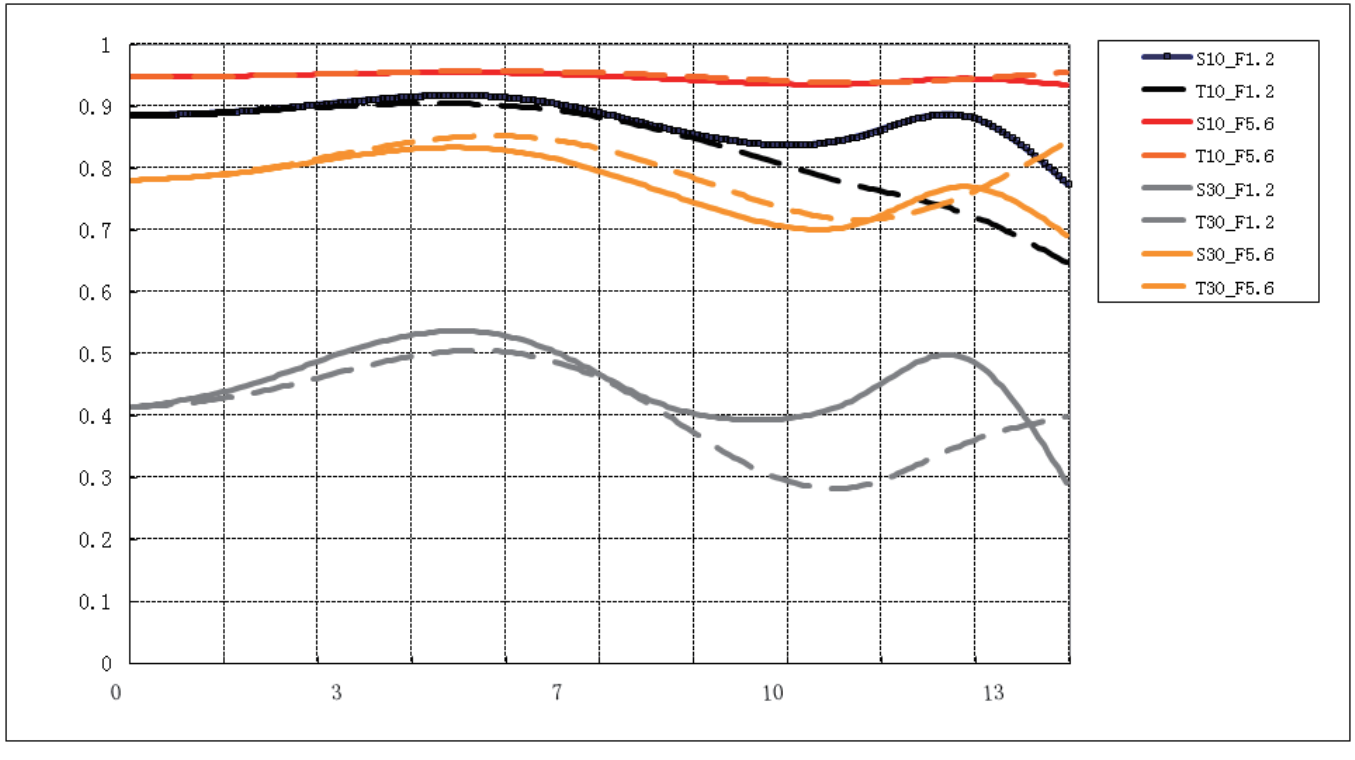


TTArtisan
50/1.2052
FUJIFILM
X-T2

安全提示：

请勿将镜头或相机对着太阳及其他强光源，以免损伤眼睛。
贮存镜头的环境应避免阳光直射，以免光线汇聚引发火灾。
请勿将镜头放置于儿童易触及的地方,防止不可估量的危险。

Warning：

Do not point the lens or camera directly at the sun or other strong light sources to avoid eye damage.

The storage environment of the lens should be kept away from direct sunlight, so as not to converge and heat to cause a fire.

Do not place the lens in a place where children can reach it to prevent immeasurable danger.

使用小贴士：

请在干燥环境下贮存镜头，避免受潮发霉，以免影响成像。
本产品不具有防水功能，使用过程应避开水源。
镜头清洁时，请先用气吹吹几下镜片表面，再用干净、柔软镜头布/纸轻轻擦拭。

Tips：

Please store the lens in a dry environment to avoid moisture and mold, which may affect the image quality.

This product does not have a waterproof function, so avoid water sources during use.

When cleaning the lens, please blow the surface of the lens several times with air blower, and then gently wipe with a clean, soft lens cloth/paper.

以座右铭·匠心永隽

The Thinking Artisan